

PB 321



The PB 321 bed has all the essential functions that provide comfort and safety to the user, thanks to the use of waterproof components, the bed is easy to clean and disinfect.



In the picture: PB 321 bed standard design in beech. Accessories: cabinet Rubens 1 in beech.

PB 321



Standard design

DETAILS:

1. Mattress support platform easy to clean
2. Waterproof head/foot board
3. Folding side rail
4. Handset with lockable functions
5. Knee section adjustment
6. Brake castors

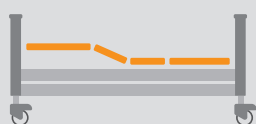
OPTIONS:

extendable mattress platform • Trendelenburg position

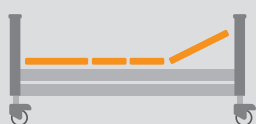
BASIC TECHNICAL DATA:

Safe working load:	175,0 kg
Maximum user weight:	140,0 kg
Mattress support platform height adjustment	from 40 to 80 cm
Back rest adjustment:	0 ÷ 70°
Lower leg rest adjustment:	0 ÷ 20°
External dimensions (length × width):	216 × 101 cm
Clearance under the bed:	approx. 22 cm
Total weight:	92,6 kg
Castors:	100 mm with a brake

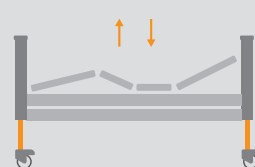
FUNCTIONS:



ADJUSTABLE LEG SECTIONS



ADJUSTABLE BACK SECTIONS



ADJUSTABLE HEIGHT OF MATTRESS SUPPORT PLATFORM



ANTI-TRENDELENBURG POSITION